

RENOVATION OF RES. VILLA FOR H.E. HAFSA AL ULAMA

DUBAI, UAE

SUBMISSION : CD SUBMISSION

SUBMISSION DATE 18/03/21

LOCATION : DUBAI, UAE

LANDSCAPE DRAWINGS



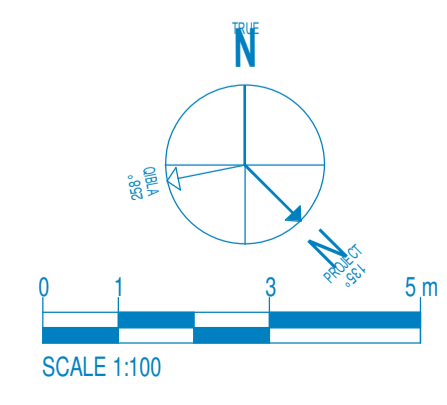


HARDSCAPE LEGEND

- P01 - WPC TIMBER DECKING - BROWN COLOR - SMOOTH FINISH - 100MM WIDE PLANKS X 20MM THK.
- P02 - GRANITE STONE COUNTER TOP - GRAY COLOR - POLISH FINISH - CUT TO SIZE X 20MM THK.
- P03 - JAPANESE GRAVEL LAYER - BLACK COLOR - POLISH FINISH - 100MM DIA X 100MM THK.
- P04 - GRAVEL LAYER - GRAY COLOR - ROUGH FINISH - 10-20MM DIA X 50MM THK.
- P05 - PRECAST CONCRETE PAVING - LIGHT BEIGE - SANDBLASTED - 300 X 300 X 60MM THK.
- P06 - GRAVEL LAYER - MIX COLOR - ROUGH FINISH - 10-20MM DIA X 50MM THK.
- P07 - CONCRETE FLUSH KERB STONE - DARK GRAY - NATURAL - 150 X 300 X 95MM.
- P08 - PRECAST CONCRETE PAVING - LIGHT GRAY COLOR - SHOTBLASTED FINISH - 300 X 600, 300 X 1400, 400 X 1400 AND 600 X 1400 X 80MM THK.
- P09 - PRECAST CONCRETE PAVING - MEDIUM GRAY COLOR - SHOTBLASTED FINISH - 300 X 600, 300 X 1400, 400 X 1400 AND 600 X 1400 X 80MM THK.
- P10 - PRECAST CONCRETE PAVING - DARK GRAY COLOR - SHOTBLASTED FINISH - 300 X 600, 300 X 1400, 400 X 1400 AND 600 X 1400 X 80MM THK.
- P11 - PRECAST CONCRETE BANDING - BEIGE - SANDBLASTED - 150 X 300 X 60MM THK.
- P12 - LIME STONE PAVING - LIGHT BEIGE COLOR - HONED FINISH - 1200 X 1200 X 30MM THK.
- P13 - LIME STONE SLAB - LIGHT BEIGE COLOR - HONED FINISH - CUSTOME SIZE X 80MM THK.
- P14 - BOULDERS - BROWN - NATURAL/ROUGH - 300X600 AND 600X1500MM
- P15 - PORCELAIN TILES - GRAY COLOR - MATT FINISH - 1200 X 2400 X 10MM THK.
- P16 - PORCELAIN BAND - DARK GRAY COLOR - MATT FINISH - 240 X 1200 X 10MM THK.
- P17 - PRECAST CONCRETE PAVING - LIGHT BEIGE COLOR - SANDBLASTED FINISH - 300 X 300 X 60MM THK.
- P18 - PRECAST CONCRETE SLAB - LIGHT BEIGE COLOR - SAND BLASTED FINISH - CUSTOME SIZE X 80MM THK.
- P19 - PRECAST CONCRETE PAVING - LIGHT GRAY COLOR - SHOTBLASTED FINISH - 150 X 300 X 60MM THK.
- P20 - EPOXY PAINT ON CONCRETE SLAB
- W01 - GRANITE STONE CLADDING - GRAY COLOR - POLISH FINISH - CUT TO SIZE X 20MM THK.
- W02 - JERUSALEM STONE CLADDING - BEIGE COLOR - HONED FINISH - VARIES SIZE X 20MM THK.
- W03 - JERUSALEM STONE CLADDING - LIGHT BEIGE COLOR - HONED FINISH - VARIES SIZE X 20MM THK.
- W04 - EXTERIOR PAINTING ON CEMENT PLASTERING
- W05 - LIME STONE CLADDING - LIGHT BEIGE COLOR - HONED FINISH - 300 X 300 X 20MM THK.
- W06 - STEEL PLATER BOX - GRAY - SCRACH RESISTANT POWEDR COATED-UV PROTECTED FINISH - VARIES SIZES.

PLANTING LEGEND

- TALL PALM
- MEDIUM PALM
- SMALL PALM
- ORNAMENTAL PALM
- TREE-DECIDUOUS
- TREE-EVERGREEN
- TREE-FRUIT
- SHRUB-LARGE
- SHRUB-MEDIUM
- SHRUB-SMALL
- SUCCULENT
- GROUNDCOVERS-LARGE
- GROUNDCOVERS-MEDIUM
- GROUNDCOVERS-SMALL



STAMPS

CONSULTANT

architects engineers designers planners
 TEL +971 4 332 4455 FAX +971 4 332 2113
 po box 73033 dubai web site www.naga.ae

CLIENT

CLIENT NAME



RENOVATION OF RES. VILLA FOR H.E. HAFSA AL ULAMA

G+1+R

DUBAI, UAE

LANDSCAPE DRAWINGS

ISSUE FOR:	DESCRIPTION:
RC REVIEW & COMMENTS	SD SCHEMATIC DESIGN
FA FOR APPROVAL	DD DESIGN DEVELOPMENT
PS PROGRESS SET	CD CONSTRUCTION DOCUMENTS
R FOR RECORD	
P PRELIMINARY	TD TENDER DOCUMENTS
M MUNICIPALITY REVIEW	

REV	DATE	DESCRIPTION	FOR	BY	ISSUED
B	18/03/21	CD SUBMISSION	FA	NAGA	
A	19/01/21	SD SUBMISSION	FA	NAGA	

ISSUE

PROJECT NO. **20-002-DXB**

PROJECT ARCHITECT **INITIALS**

REVT FILE **INITIALS**

SCALE **1 : 100**

DRAWN BY **INITIALS**

CHECKED BY **INITIALS**

MANAGEMENT **INITIALS**

Architect	Ahmed Gamal	Reg. No.	18226
Structural Engineer	Moustafa Zayed	Reg. No.	46232

L-101

SHEET TITLE

OVERALL LANDSCAPE PLAN - GF

A1 LS - OVERALL LANDSCAPE PLAN - GF
1 : 100

This drawing is the property of NAGA Architects, Designers & Planners. It is not allowed to reproduce this sheet contents in any form except for the purpose for which it is intended. The contractor shall check and verify all dimensions and report all discrepancies to the architect and design professional whose seal and signature are affixed to this drawing. The contractor shall check and verify all dimensions and report all discrepancies to the architect and design professional whose seal and signature are affixed to this drawing.

1

2

3

4

5

6

7

D

I

C





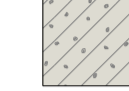




















I

B















I

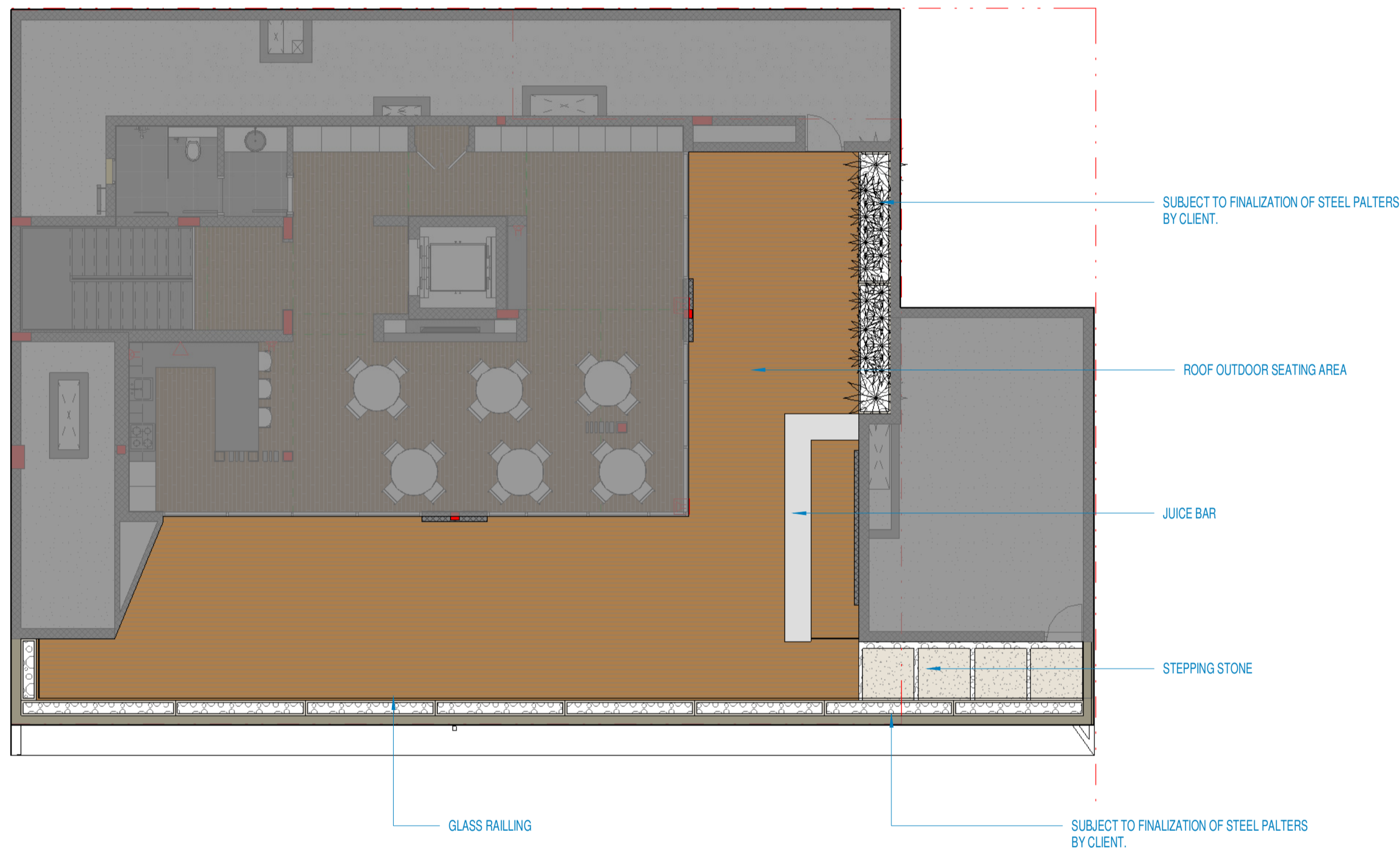
A

HARDSCAPE LEGEND

-  P01 - WPC TIMBER DECKING - BROWN COLOR - SMOOTH FINISH - 100MM WIDE PLANKS X 20MM THK.
-  P02 - GRANITE STONE COUNTER TOP - GRAY COLOR - POLISH FINISH - CUT TO SIZE X 20MM THK.
-  P03 - JAPANESE GRAVEL LAYER - BLACK COLOR - POLISH FINISH - 100MM DIA X 100MM THK.
-  P04 - GRAVEL LAYER - GRAY COLOR - ROUGH FINISH - 10-20MM DIA X 50MM THK.
-  P05 - PRECAST CONCRETE PAVING - LIGHT BEIGE - SANDBLASTED - 300 X 300 X 60MM THK.
-  P06 - GRAVEL LAYER - MIX COLOR - ROUGH FINISH - 10-20MM DIA X 50MM THK.
-  P07 - CONCRETE FLUSH KERB STONE - DARK GRAY - NATURAL - 150 X 300 X 905MM.
-  P08 - PRECAST CONCRETE PAVING - LIGHT GRAY COLOR - SHOTBLASTED FINISH - 300 X 600,300 X 1400, 400 X 1400 AND 600 X 1400 X 80MM THK.
-  P09 - PRECAST CONCRETE PAVING - MEDIUM GRAY COLOR - SHOTBLASTED FINISH - 300 X 600,300 X 1400,400 X 1400 AND 600 X 1400 X 80MM THK.
-  P10 - PRECAST CONCRETE PAVING - DARK GRAY COLOR - SHOTBLASTED FINISH - 300 X 600,300 X 1400,400 X 1400 AND 600 X 1400 X 80MM THK.
-  P11 - PRECAST CONCRETE BANDING - BEIGE - SANDBLASTED - 150 X 300 X 60MM THK.
-  P12 - LIME STONE PAVING - LIGHT BEIGE COLOR - HONED FINISH - 1200 X 1200 X 30MM THK.
-  P13 - LIME STONE SLAB - LIGHT BEIGE COLOR - HONED FINISH - CUSTOME SIZE X 80MM THK.
-  P14 - BOULDERS - BROWN - NATURAL/ROUGH - 300X600 AND 600X1500MM
-  P15 - PORCELAIN TILES - GRAY COLOR - MATT FINISH - 1200 X 2400 X 10MM THK.
-  P16 - PORCELAIN BAND - DARK GRAY COLOR - MATT FINISH - 240 X 1200 X 10MM THK.
-  P17 - PRECAST CONCRETE PAVING - LIGHT BEIGE COLOR - SANDBLASTED FINISH - 300 X 300 X 60MM THK.
-  P18 - PRECAST CONCRETE SLAB - LIGHT BEIGE COLOR - SAND BLASTED FINISH - CUSTOME SIZE X 80MM THK.
-  P19 - PRECAST CONCRETE PAVING - LIGHT GRAY COLOR - SHOTBLASTED FINISH - 150 X 300 X 60MM THK.
-  P20 - EPOXY PAINT ON CONCRETE SLAB
-  W01 - GRANITE STONE CLADDING - GRAY COLOR - POLISH FINISH - CUT TO SIZE X 20MM THK.
-  W02 - JERUSALEM STONE CLADDING - BEIGE COLOR - HONED FINISH - VARIES SIZE X 20MM THK.
-  W03 - JERUSALEM STONE CLADDING - LIGHT BEIGE COLOR - HONED FINISH - VARIES SIZE X 20MM THK.
-  W04 - EXTERIOR PAINTING ON CEMENT PLASTERING
-  W05 - LIME STONE CLADDING - LIGHT BEIGE COLOR - HONED FINISH - 300 X 300 X 20MM THK.
-  W06 - STEEL PLATER BOX - GRAY - SCRACH RESISTANT POWDER COATED-UV PROTECTED FINISH - VARIES SIZES.

PLANTING LEGEND

-  TALL PALM
-  MEDIUM PALM
-  SMALL PALM
-  ORNAMENTAL PALM
-  TREE-DECIDUOUS
-  TREE-EVERGREEN
-  TREE-FRUIT
-  SHRUB-LARGE
-  SHRUB-MEDIUM
-  SHRUB-SMALL
-  SUCCULENT
-  GROUNDCOVERS-LARGE
-  GROUNDCOVERS-MEDIUM
-  GROUNDCOVERS-SMALL



STAMPS

CONSULTANT



CLIENT

CLIENT NAME



RENOVATION OF RES. VILLA FOR H.E. HAFSA AL ULAMA

G+1+R

DUBAI, UAE

LANDSCAPE DRAWINGS

ISSUE FOR:	DESCRIPTION:
RC REVIEW & COMMENTS	SD SCHEMATIC DESIGN
FA FOR APPROVAL	DD DESIGN DEVELOPMENT
PS PROGRESS SET	CD CONSTRUCTION DOCUMENTS
R FOR RECORD	
P PRELIMINARY	TD TENDER DOCUMENTS
M MUNICIPALITY REVIEW	

REV	DATE	DESCRIPTION	FOR	BY

REV	DATE	DESCRIPTION	FOR	BY
B	18/03/21	CD SUBMISSION	FA	NAGA
A	19/01/21	SD SUBMISSION	FA	NAGA

ISSUE

PROJECT NO. 20-002-DXB

PROJECT ARCHITECT INITIALS

REVIT FILE

SCALE 1:100

DRAWN BY Author

CHECKED BY Checker

MANAGEMENT INITIALS

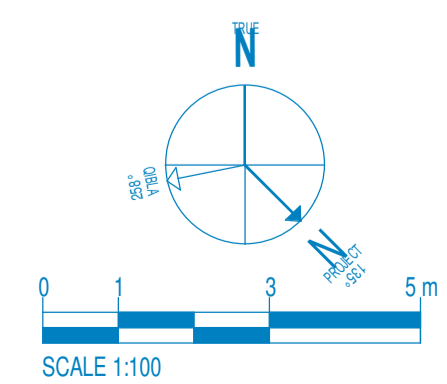
Architect	Ahmed Gamal	Reg. No.	18226
Structural Engineer	Moustafa Zayed	Reg. No.	46232

L-102

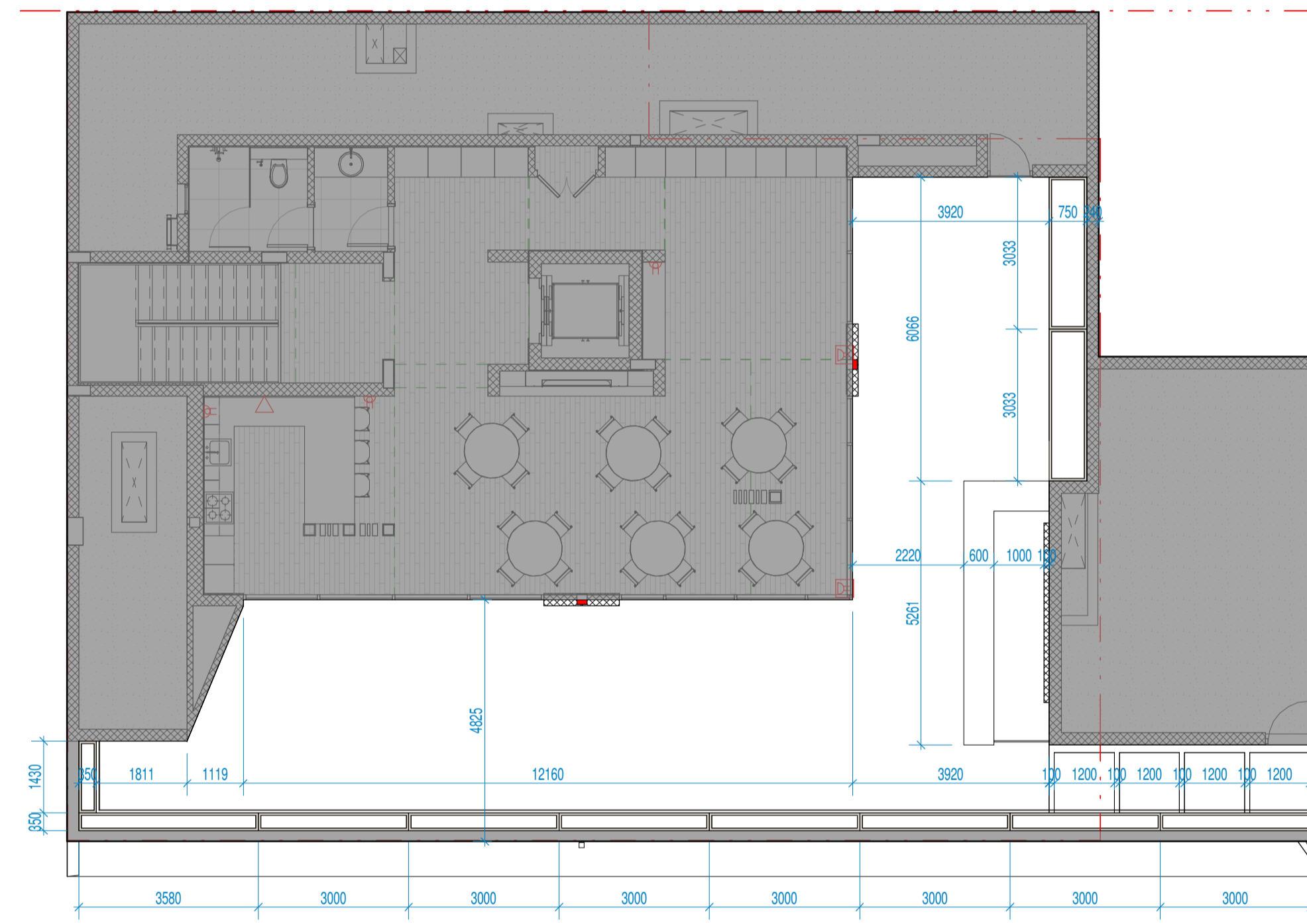
SHEET TITLE

OVERALL LANDSCAPE PLAN - RF

PRINTING DATE/TIME 18-Mar-21 5:05:55 PM



This drawing is the property of NAGA Architects, Designers, Planners. It is not allowed to reproduce this sheet contents in any form except for the purpose for which it is prepared. The consultant shall assume full responsibility for any and all alterations and/or changes on these drawings files including the resulting coordination between the trades involved. The contractor shall check and verify all dimensions and report all discrepancies to the architect and design professional whose seal is affixed to the drawing. The drawing shall not be used for construction purposes until issued for construction purposes and the design professional whose seal is affixed to the drawing. The drawing shall not be used for construction purposes until issued for construction purposes and the design professional whose seal is affixed to the drawing.



GENERAL NOTES:
 ALL DIMENSIONS ARE IN MILLIMETER UNLESS SPECIFIED OTHERWISE.
 ALL DIMENSIONS ARE TO BE CONFIRMED ON SITE BY LANDSCAPE ARCHITECT BEFORE COMMENCEMENT OF WORK.
 THE CONTRACTOR SHALL SURVEY AND VERIFY ALL EXISTING LEVELS AND DIMENSIONS ARE CORRECT. THE CONTRACTOR SHALL INFORM THE LANDSCAPE ARCHITECT OF ANY DISCREPANCIES PRIOR TO THE COMMENCING OF WORK ON THE SITE.
 THE CONTRACTOR SHALL MAKE HIMSELF AWARE OF THE EXISTING SITE CONDITIONS, EXISTING GROUNDWATER LEVELS, NECESSITY FOR BACK PROPPING EXCAVATED AREAS AND LOCATIONS OF EXISTING SERVICES.

STAMPS

CONSULTANT



architects engineers designers planners
 TEL +971 4 332 4455 FAX +971 4 332 2113
 po box 73033 dubai web site www.naga.ae

CLIENT

CLIENT NAME



RENOVATION OF RES. VILLA FOR H.E. HAFSA AL ULAMA

G+1+R

DUBAI, UAE

LANDSCAPE DRAWINGS

ISSUE FOR	DESCRIPTION
RC REVIEW & COMMENTS	SD SCHEMATIC DESIGN
FA FOR APPROVAL	DD DESIGN DEVELOPMENT
PS PROGRESS SET	CD CONSTRUCTION DOCUMENTS
R FOR RECORD	
P PRELIMINARY	TD TENDER DOCUMENTS
M MUNICIPALITY REVIEW	

REV	DATE	DESCRIPTION	FOR	BY
B	18/03/21	CD SUBMISSION	FA	NAGA
A	19/01/21	SD SUBMISSION	FA	NAGA

REV	DATE	DESCRIPTION	FOR	BY
				ISSUED

ISSUE

PROJECT NO. 20-002-DXB

PROJECT ARCHITECT INITIALS

REVISIT FILE

SCALE 1:100

DRAWN BY Author

CHECKED BY Checker

MANAGEMENT INITIALS

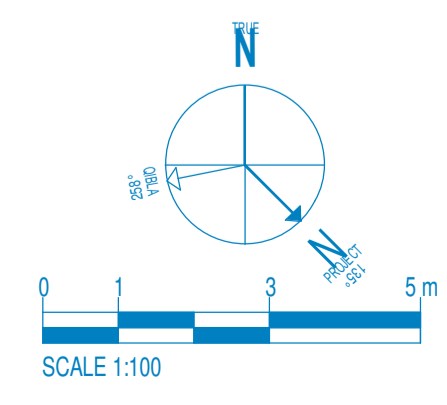
Architect	Ahmed Gamal	Reg. No.	18226
Structural Engineer	Moustafa Zayed	Reg. No.	46232

L-202

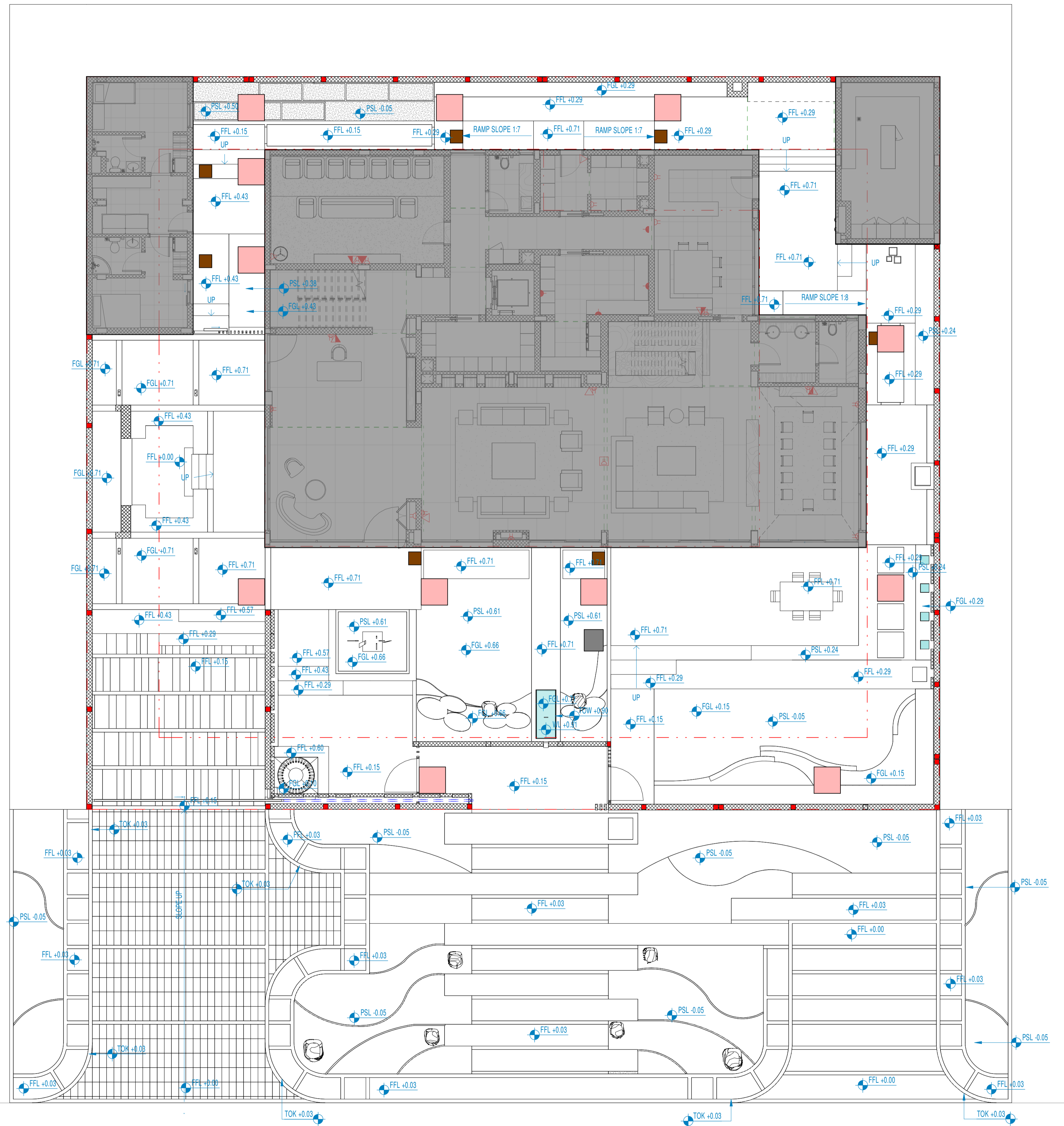
SHEET TITLE

SETTING OUT PLAN - RF

PRINTING DATE/TIME 18-Mar-21 5:06:03 PM



This drawing is the property of NAGA Architects, Designers, Planners. It is not allowed to reproduce this sheet contents in any form except for the purpose for which it is intended. The consultant shall assume full responsibility for any and all alterations and/or changes on these drawings files including the resulting coordination between the trades involved. The contractor shall check and verify all dimensions and report all discrepancies to the architect and design professional whose seal is affixed to the drawing. The drawing shall not be used for construction purposes until issued for construction by the design professional whose seal and signature are affixed to this drawing.



GENERAL NOTES

FALLS TO BE AS INDICATED BY PROPOSED CONTOURS UNLESS SPECIFIED OTHERWISE.
 ALL LEVELS ARE IN METERS UNLESS SPECIFIED OTHERWISE.
 ALL LEVELS ARE TO BE CONFIRMED ON SITE AND ANY DISCREPANCIES SHOULD BE REPORTED TO THE SITE ENGINEER BEFORE COMMENCEMENT OF WORK.
 THE CONTRACTOR SHALL SURVEY AND VERIFY ALL EXISTING LEVELS AND DIMENSIONS ARE CORRECT. THE CONTRACTOR SHALL INFORM THE LANDSCAPE ARCHITECT OF ANY DISCREPANCIES PRIOR TO THE COMMENCING OF WORK ON THE SITE.
 LEVELS AND CONTOURS SHOWN ARE FINISHED LEVELS. BACKFILL LEVEL SHALL BE ADVISED BY THE ENGINEER AND SHALL CONFORM WITH MUNICIPALITY REQUIREMENTS.
 THE CONTRACTOR SHALL MAKE HIMSELF AWARE OF THE EXISTING SITE CONDITIONS, EXISTING GROUNDWATER LEVELS, NECESSITY FOR BACK PROPPING EXCAVATED.

LEGEND

- FGL: FINISHED GROUND LEVEL
 - FFL: FINISHED FLOOR LEVEL
 - PSL: PLANTING SOIL LEVEL
 - TOK: TOP OF KERB
 - TOR: TOP OF RAILLING
 - TOW: TOP OF WALL
 - WL: WATER LEVEL
- MANHOLES
 - GULLY TRAP
 - PRESSURE BREAK MANHOLE

STAMPS

CONSULTANT



CLIENT

CLIENT NAME



RENOVATION OF RES. VILLA FOR H.E. HAFSA AL ULAMA

G+1+R

DUBAI, UAE

LANDSCAPE DRAWINGS

ISSUE FOR	DESCRIPTION
RC REVIEW & COMMENTS	SD SCHEMATIC DESIGN
FA FOR APPROVAL	DD DESIGN DEVELOPMENT
PS PROGRESS SET	CD CONSTRUCTION DOCUMENTS
R FOR RECORD	
P PRELIMINARY	TD TENDER DOCUMENTS
M MUNICIPALITY REVIEW	

REV	DATE	DESCRIPTION	FOR	BY
B	18/03/21	CD SUBMISSION	FA	NAGA
A	19/01/21	SD SUBMISSION	FA	NAGA

ISSUE

PROJECT NO. 20-002-DXB

PROJECT ARCHITECT INITIALS

REVIT FILE

SCALE 1:100

DRAWN BY INITIALS

CHECKED BY INITIALS

MANAGEMENT INITIALS

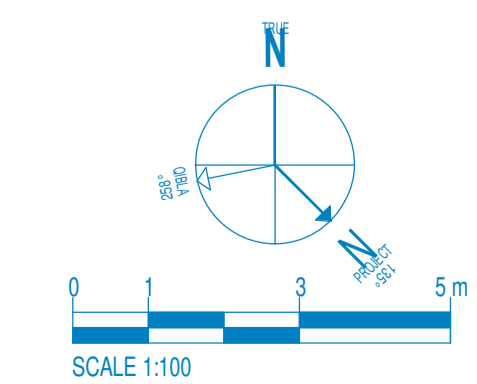
Architect	Ahmed Gamal	Reg. No.	18226
Structural Engineer	Moustafa Zayed	Reg. No.	46232

L-301

SHEET TITLE

GRADING PLAN - GF

PRINTING DATE/TIME 18-Mar-21 5:06:08 PM



This drawing is the property of NAGA Architects, Engineers, Planners. It is not allowed to reproduce this sheet content in any form except for the purpose for which it is prepared. The contractor shall assume full responsibility for any and all alterations and/or changes on these drawings. The contractor shall check and verify all dimensions and report all discrepancies to the architect and design professional whose seal is affixed to the drawing. The drawing shall not be used for construction purposes until issued for construction by the design professional whose seal and signature are affixed to this drawing.

1

2

3

4

5

6

7

D

I

C

I

B

I

A

GENERAL NOTES

FALLS TO BE AS INDICATED BY PROPOSED CONTOURS UNLESS SPECIFIED OTHERWISE.

ALL LEVELS ARE IN METERS UNLESS SPECIFIED OTHERWISE.

ALL LEVELS ARE TO BE CONFIRMED ON SITE AND ANY DISCREPANCIES SHOULD BE REPORTED TO THE SITE ENGINEER BEFORE COMMENCEMENT OF WORK.

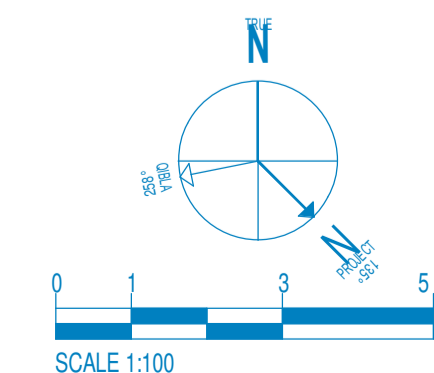
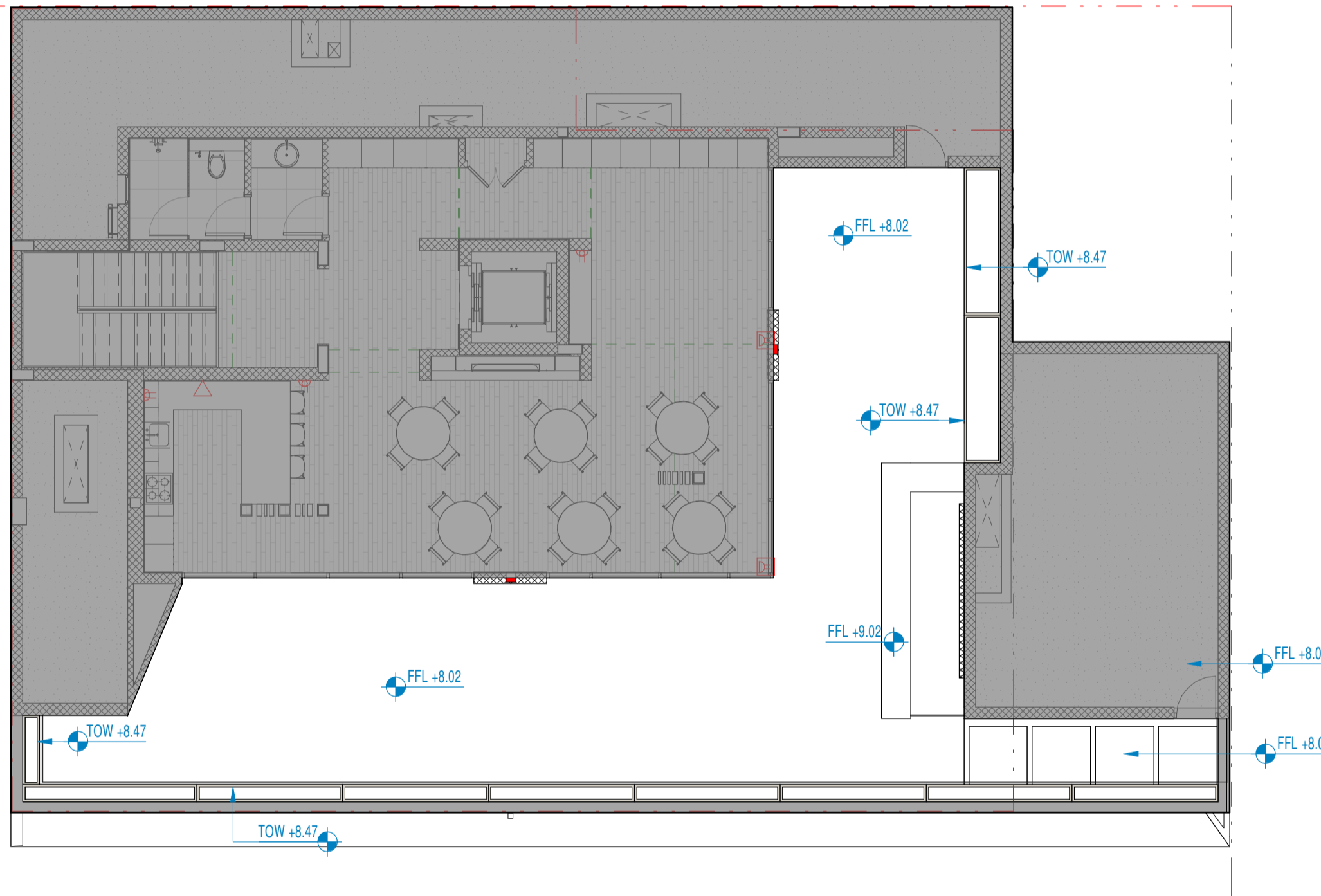
THE CONTRACTOR SHALL SURVEY AND VERIFY ALL EXISTING LEVELS AND DIMENSIONS ARE CORRECT. THE CONTRACTOR SHALL INFORM THE LANDSCAPE ARCHITECT OF ANY DISCREPANCIES PRIOR TO THE COMMENCING OF WORK ON THE SITE.

LEVELS AND CONTOURS SHOWN ARE FINISHED LEVELS. BACKFILL LEVEL SHALL BE ADVISED BY THE ENGINEER AND SHALL CONFORM WITH MUNICIPALITY REQUIREMENTS.

THE CONTRACTOR SHALL MAKE HIMSELF AWARE OF THE EXISTING SITE CONDITIONS, EXISTING GROUNDWATER LEVELS, NECESSITY FOR BACK PROPPING EXCAVATED.

LEGEND

- FGL: FINISHED GROUND LEVEL
- FFL: FINISHED FLOOR LEVEL
- PSL: PLANTING SOIL LEVEL
- TOW: TOP OF KERB
- TOK: TOP OF BENCH
- TOR: TOP OF RAILLING
- TOW: TOP OF WALL
- WL: WATER LEVEL



STAMPS

CONSULTANT



CLIENT

CLIENT NAME



RENOVATION OF RES. VILLA FOR H.E. HAFSA AL ULAMA

G+1+R

DUBAI, UAE

LANDSCAPE DRAWINGS

ISSUE FOR	DESCRIPTION
RC REVIEW & COMMENTS	SD SCHEMATIC DESIGN
FA FOR APPROVAL	DD DESIGN DEVELOPMENT
PS PROGRESS SET	CD CONSTRUCTION DOCUMENTS
R FOR RECORD	
P PRELIMINARY	TD TENDER DOCUMENTS
M MUNICIPALITY REVIEW	

REV	DATE	DESCRIPTION	FOR	BY

B	18/03/21	CD SUBMISSION	FA	NAGA
A	19/01/21	SD SUBMISSION	FA	NAGA
REV	DATE	DESCRIPTION	FOR	BY

ISSUE

PROJECT NO. 20-002-DXB

PROJECT ARCHITECT INITIALS

C:\Users\pparab\Documents\20-002 L-VILLA_pparabMZZ8H.rvt

REVIT FILE

SCALE 1:100

DRAWN BY Author

CHECKED BY Checker

MANAGEMENT INITIALS

Architect	Ahmed Gamal	Reg. No.	18226
Structural Engineer	Moustafa Zayed	Reg. No.	46232

L-302

SHEET TITLE

GRADING PLAN - RF

PRINTING DATE/TIME 18-Mar-21 5:06:11 PM

A1 LS - GRADING PLAN - RF 1:100

1

2

3

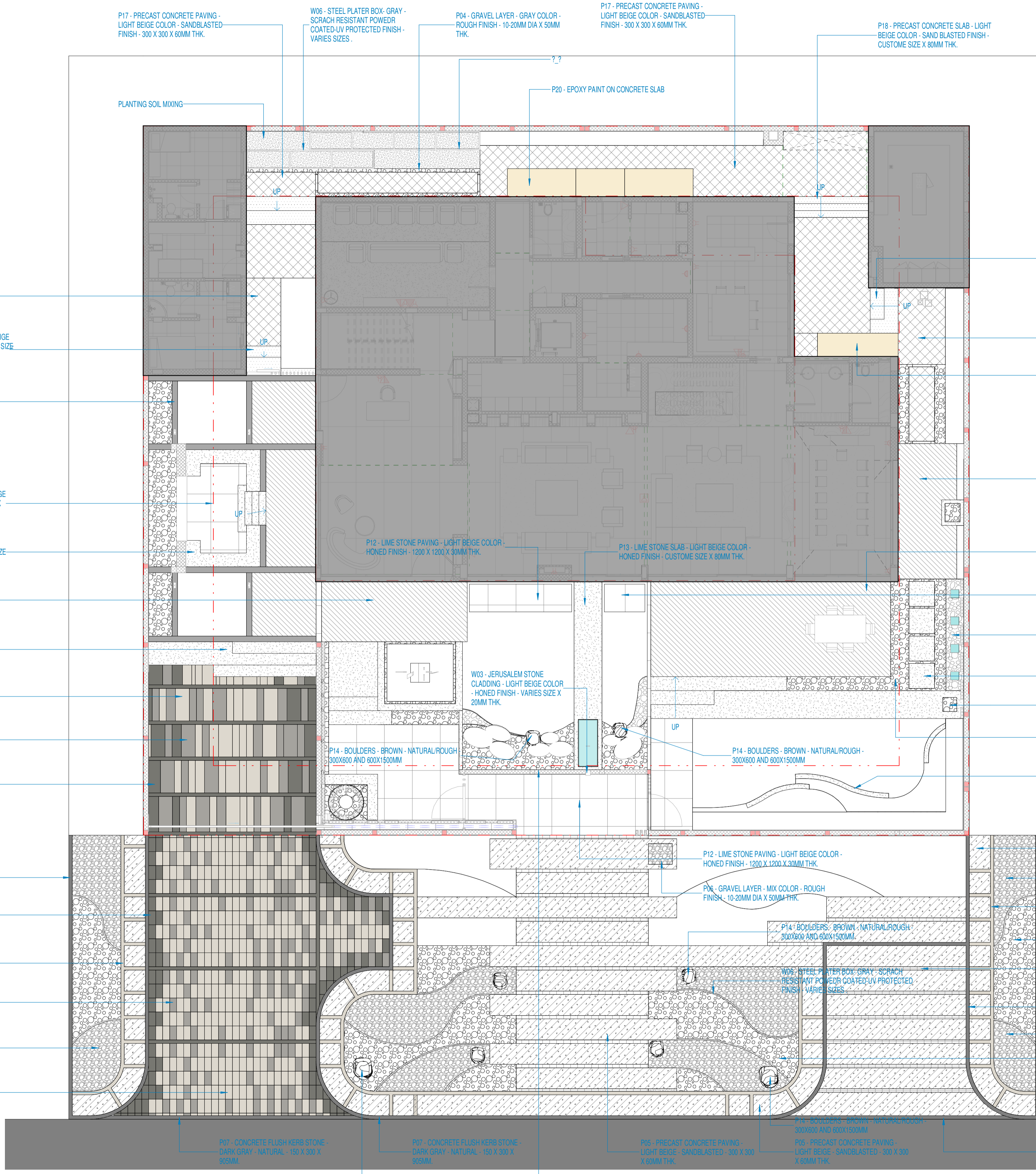
4

5

6

7

This drawing is the property of NAGA Architects, Designers, Planners. It is not allowed to reproduce this sheet contents in any form except for the purpose for which it is intended. The consultant shall assume full responsibility for any and all alterations and/or changes on these drawings files including the resulting coordination between the trades involved. The contractor shall check and verify all dimensions and report all discrepancies to the architect and design professional whose seal is affixed to the drawing. The drawing shall not be used for construction purposes until issued for construction by the design professional whose seal and signature are affixed to this drawing.



HARDSCAPE LEGEND

- P01 - WPC TIMBER DECKING - BROWN COLOR - SMOOTH FINISH - 100MM WIDE PLANKS X 20MM THK.
- P02 - GRANITE STONE COUNTER TOP - GRAY COLOR - POLISH FINISH - CUT TO SIZE X 20MM THK.
- P03 - JAPANESE GRAVEL LAYER - BLACK COLOR - POLISH FINISH - 100MM DIA X 100MM THK.
- P04 - GRAVEL LAYER - GRAY COLOR - ROUGH FINISH - 10-20MM DIA X 50MM THK.
- P05 - PRECAST CONCRETE PAVING - LIGHT BEIGE - SANDBLASTED - 300 X 300 X 60MM THK.
- P06 - GRAVEL LAYER - MIX COLOR - ROUGH FINISH - 10-20MM DIA X 50MM THK.
- P07 - CONCRETE FLUSH KERB STONE - DARK GRAY - NATURAL - 150 X 300 X 905MM.
- P08 - PRECAST CONCRETE PAVING - LIGHT GRAY COLOR - SHOTBLASTED FINISH - 300 X 600, 300 X 1400, 400 X 1400 AND 600 X 1400 X 80MM THK.
- P09 - PRECAST CONCRETE PAVING - MEDIUM GRAY COLOR - SHOTBLASTED FINISH - 300 X 600, 300 X 1400, 400 X 1400 AND 600 X 1400 X 80MM THK.
- P10 - PRECAST CONCRETE PAVING - DARK GRAY COLOR - SHOTBLASTED FINISH - 300 X 600, 300 X 1400, 400 X 1400 AND 600 X 1400 X 80MM THK.
- P11 - PRECAST CONCRETE BANDING - BEIGE - SANDBLASTED - 150 X 300 X 60MM THK.
- P12 - LIME STONE PAVING - LIGHT BEIGE COLOR - HONED FINISH - 1200 X 1200 X 30MM THK.
- P13 - LIME STONE SLAB - LIGHT BEIGE COLOR - HONED FINISH - CUSTOME SIZE X 80MM THK.
- P14 - BOULDERS - BROWN - NATURAL/ROUGH - 300X600 AND 600X1500MM
- P15 - PORCELAIN TILES - GRAY COLOR - MATT FINISH - 1200 X 2400 X 10MM THK.
- P16 - PORCELAIN BAND - DARK GRAY COLOR - MATT FINISH - 240 X 1200 X 10MM THK.
- P17 - PRECAST CONCRETE PAVING - LIGHT BEIGE COLOR - SANDBLASTED FINISH - 300 X 300 X 60MM THK.
- P18 - PRECAST CONCRETE SLAB - LIGHT BEIGE COLOR - SAND BLASTED FINISH - CUSTOME SIZE X 80MM THK.
- P19 - PRECAST CONCRETE PAVING - LIGHT GRAY COLOR - SHOTBLASTED FINISH - 150 X 300 X 60MM THK.
- P20 - EPOXY PAINT ON CONCRETE SLAB
- W01 - GRANITE STONE CLADDING - GRAY COLOR - POLISH FINISH - CUT TO SIZE X 20MM THK.
- W02 - JERUSALEM STONE CLADDING - BEIGE COLOR - HONED FINISH - VARIES SIZE X 20MM THK.
- W03 - JERUSALEM STONE CLADDING - LIGHT BEIGE COLOR - HONED FINISH - VARIES SIZE X 20MM THK.
- W04 - EXTERIOR PAINTING ON CEMENT PLASTERING
- W05 - LIME STONE CLADDING - LIGHT BEIGE COLOR - HONED FINISH - 300 X 300 X 20MM THK.
- W06 - STEEL PLATER BOX - GRAY - SCRACH RESISTANT POWDER COATED-UV PROTECTED FINISH - VARIES SIZES

STAMPS

CONSULTANT

TEL +971 4 332 4455 FAX +971 4 332 2113
po box 73033 dubai web site www.naga.ae

CLIENT

CLIENT NAME



RENOVATION OF RES. VILLA FOR H.E. HAFSA AL ULAMA

G+1+R

DUBAI, UAE

LANDSCAPE DRAWINGS

ISSUE FOR	DESCRIPTION
RC REVIEW & COMMENTS	SD SCHEMATIC DESIGN
FA FOR APPROVAL	DD DESIGN DEVELOPMENT
PS PROGRESS SET	CD CONSTRUCTION DOCUMENTS
R FOR RECORD	
P PRELIMINARY	TD TENDER DOCUMENTS
M MUNICIPALITY REVIEW	

REV	DATE	DESCRIPTION	FOR	ISSUED BY
B	18/03/21	CD SUBMISSION	FA	NAGA
A	19/01/21	SD SUBMISSION	FA	NAGA

ISSUE

PROJECT NO. 20-002-DXB

PROJECT ARCHITECT INITIALS

REVIT FILE

SCALE 1:100

DRAWN BY INITIALS

CHECKED BY INITIALS

MANAGEMENT INITIALS

Architect	Ahmed Gamal	Reg. No.	18226
Structural Engineer	Moustafa Zayed	Reg. No.	46232

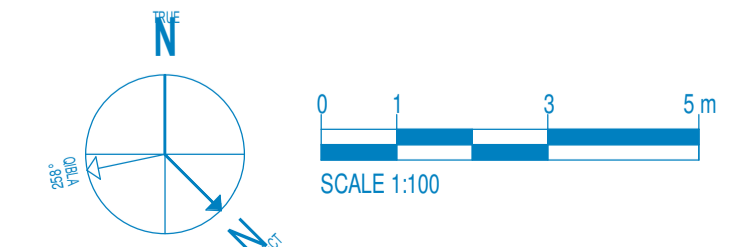
L-401

SHEET TITLE

HARDSCAPE PLAN - GF

PRINTING DATE/TIME 18-Mar-21 5:06:18 PM

A1 LS - HARDSCAPE PLAN - GF
1:100



This drawing is the property of NAGA Architects, Designers & Planners. It is not allowed to reproduce this sheet contents in any form except for the purpose for which it is intended. The consultant shall assume full responsibility for any error or alteration and/or change on these drawings. The contractor shall check and verify all dimensions and report all discrepancies to the architect and design professional whose seal is affixed to the drawing. The drawing shall not be used for construction purposes unless it is approved by the design professional whose seal and signature are affixed to the drawing.



VIEW @ JUICE BAR- ROOF GARDEN (DAY)



VIEW @JUICE BAR- ROOF GARDEN (NIGHT)

STAMPS

CONSULTANT



TEL +971 4 332 4455 FAX +971 4 332 2113
po box 73033 dubai web site www.naga.ae

CLIENT

CLIENT NAME



RENOVATION OF RES.
VILLA FOR H.E. HAFSA AL
ULAMA

G+1+R

DUBAI, UAE

LANDSCAPE DRAWINGS

ISSUE FOR	DESCRIPTION
RC REVIEW & COMMENTS	SD SCHEMATIC DESIGN
FA FOR APPROVAL	DD DESIGN DEVELOPMENT
PS PROGRESS SET	CD CONSTRUCTION
R FOR RECORD	DOCUMENTS
P PRELIMINARY	TD TENDER DOCUMENTS
M MUNICIPALITY REVIEW	

REV	DATE	DESCRIPTION	FOR	BY	ISSUED

B	18/03/21	CD SUBMISSION	FA	NAGA
A	19/01/21	SD SUBMISSION	FA	NAGA

ISSUE

PROJECT NO. 20-002-DXB

PROJECT ARCHITECT INITIALS

REVISIT FILE C:\Users\pparab\Documents\20-002 L-VILLA_pparabMZZ28.rvt

SCALE

DRAWN BY Author

CHECKED BY Checker

MANAGEMENT INITIALS

Architect	Ahmed Gamal	Reg. No.	18226
Structural Engineer	Moustafa Zayed	Reg. No.	46232

Architect Ahmed Gamal Reg. No. 18226

Structural Engineer Moustafa Zayed Reg. No. 46232


L-944

SHEET TITLE

VIEW @ OUTDOOR
BREAKFAST- SIDE GARDEN

PRINTING DATE/TIME 18-Mar-21 5:09:05 PM

This drawing is the property of NAGA Architects, Engineers, Planners. It is not allowed to reproduce this sheet contents in any form except for the purpose for which it is intended. The consultant shall assume full responsibility for any and all alterations and/or changes on these drawings including the resulting coordination between the trades involved. The contractor shall check and verify all dimensions and report all discrepancies to the architect and design professional whose seal is affixed to the drawing. The drawing shall not be used for construction purposes until issued for construction by the design professional whose seal and signature are affixed to the drawing.



VIEW @ JUICE BAR- ROOF GARDEN (DAY)



VIEW @JUICE BAR- ROOF GARDEN (NIGHT)

STAMPS

CONSULTANT



CLIENT

CLIENT NAME



RENOVATION OF RES.
VILLA FOR H.E. HAFSA AL
ULAMA

G+1+R

DUBAI, UAE

LANDSCAPE DRAWINGS

ISSUE FOR	DESCRIPTION
RC REVIEW & COMMENTS	SD SCHEMATIC DESIGN
FA FOR APPROVAL	DD DESIGN DEVELOPMENT
PS PROGRESS SET	CD CONSTRUCTION DOCUMENTS
R FOR RECORD	
P PRELIMINARY	TD TENDER DOCUMENTS
M MUNICIPALITY REVIEW	

REV	DATE	DESCRIPTION	FOR	BY	ISSUED
B	18/03/21	CD SUBMISSION	FA	NAGA	
A	19/01/21	SD SUBMISSION	FA	NAGA	

ISSUE

PROJECT NO. 20-002-DXB

PROJECT ARCHITECT INITIALS

REVISIT FILE C:\Users\pparab\Documents\20-002 L-VILLA_pparab\MZZ28.rvt

SCALE

DRAWN BY Author

CHECKED BY Checker

MANAGEMENT INITIALS

Architect Ahmed Gamal Reg. No. 18226

Structural Engineer Moustafa Zayed Reg. No. 46232

L-945

SHEET TITLE

VIEW @ JUICE BAR- ROOF
GARDEN

PRINTING DATE/TIME 18-Mar-21 5:09:06 PM

This drawing is the property of NAGA Architects, Engineers, Planners. It is not allowed to reproduce this sheet contents in any form except for the purpose for which it is intended. The consultant shall assume full responsibility for any and all alterations and/or changes on these drawings files including the resulting coordination between the trades involved. The contractor shall check and verify all dimensions and report all discrepancies to the architect and design professional whose seal is affixed to the drawing. The drawing shall not be used for construction purposes until issued for construction purposes and the design professional whose seal and signature are affixed to this drawing.

1

2

3

4

5

6

7

D

I

C

B

A



BIRDS EYE VIEW (DAY)



STAMPS

CONSULTANT



CLIENT

CLIENT NAME



RENOVATION OF RES. VILLA FOR H.E. HAFSA AL ULAMA

G+1+R

DUBAI, UAE

LANDSCAPE DRAWINGS

ISSUE FOR	DESCRIPTION
RC REVIEW & COMMENTS	SD SCHEMATIC DESIGN
FA FOR APPROVAL	DD DESIGN DEVELOPMENT
PS PROGRESS SET	CD CONSTRUCTION DOCUMENTS
R FOR RECORD	
P PRELIMINARY	TD TENDER DOCUMENTS
M MUNICIPALITY REVIEW	

REV	DATE	DESCRIPTION	FOR	BY	ISSUED
B	18/03/21	CD SUBMISSION	FA	NAGA	
A	19/01/21	SD SUBMISSION	FA	NAGA	

ISSUE

PROJECT NO. 20-002-DXB

PROJECT ARCHITECT INITIALS

C:\Users\pparab\Documents\20-002 L-VILLA_pparabMZZ8H.rvt

REVIT FILE

SCALE

DRAWN BY Author

CHECKED BY Checker

MANAGEMENT INITIALS

Architect	Ahmed Gamal	Reg. No.	18226
Structural Engineer	Moustafa Zayed	Reg. No.	46232

L-946

SHEET TITLE

BIRDS EYE VIEW @ DAY

PRINTING DATE/TIME

18-Mar-21 5:09:08 PM

This drawing is the property of NAGA Architects, Engineers, Planners. It is not allowed to reproduce this sheet contents in any form except for the purpose for which it is prepared. The consultant shall assume full responsibility for any and all alterations and/or changes on these drawings including the resulting coordination between the trades involved. The contractor shall check and verify all dimensions and report all discrepancies to the architect and design professional whose seal is affixed to the drawing. The drawing shall not be used for construction purposes until issued for construction by the design professional whose seal and signature are affixed to the drawing.



BIRDS EYE VIEW (NIGHT)

STAMPS

CONSULTANT



CLIENT

CLIENT NAME



RENOVATION OF RES.
VILLA FOR H.E. HAFSA AL
ULAMA

G+1+R

DUBAI, UAE

LANDSCAPE DRAWINGS

ISSUE FOR	DESCRIPTION
RC REVIEW & COMMENTS	SD SCHEMATIC DESIGN
FA FOR APPROVAL	DD DESIGN DEVELOPMENT
PS PROGRESS SET	CD CONSTRUCTION DOCUMENTS
R FOR RECORD	
P PRELIMINARY	TD TENDER DOCUMENTS
M MUNICIPALITY REVIEW	

REV	DATE	DESCRIPTION	FOR	BY	ISSUED
B	18/03/21	CD SUBMISSION	FA	NAGA	
A	19/01/21	SD SUBMISSION	FA	NAGA	

ISSUE

PROJECT NO. 20-002-DXB

PROJECT ARCHITECT INITIALS
C:\Users\pparab\Documents\20-002-L-VILLA_pparabMZZ28.rvt

REVIT FILE

SCALE

DRAWN BY Author

CHECKED BY Checker

MANAGEMENT INITIALS

Architect	Ahmed Gamal	Reg. No.	18226
Structural Engineer	Moustafa Zayed	Reg. No.	46232

L-947

SHEET TITLE

BIRDS EYE VIEW @ NIGHT

PRINTING DATE/TIME 18-Mar-21 5:09:10 PM

This drawing is the property of NAGA Architects, Designers, Planners. It is not allowed to reproduce this sheet contents in any form except for the purpose for which it is intended. The consultant shall assume full responsibility for any and all alterations and/or changes on these drawings files including the resulting coordination between the trades involved. The contractor shall check and verify all dimensions and report all discrepancies to the architect and design professional whose seal is affixed to the drawing. The drawing shall not be used for construction purposes until issued for construction by the design professional whose seal and signature are affixed to this drawing.